



# Camp His Way Update

## New Chapel Construction Underway!

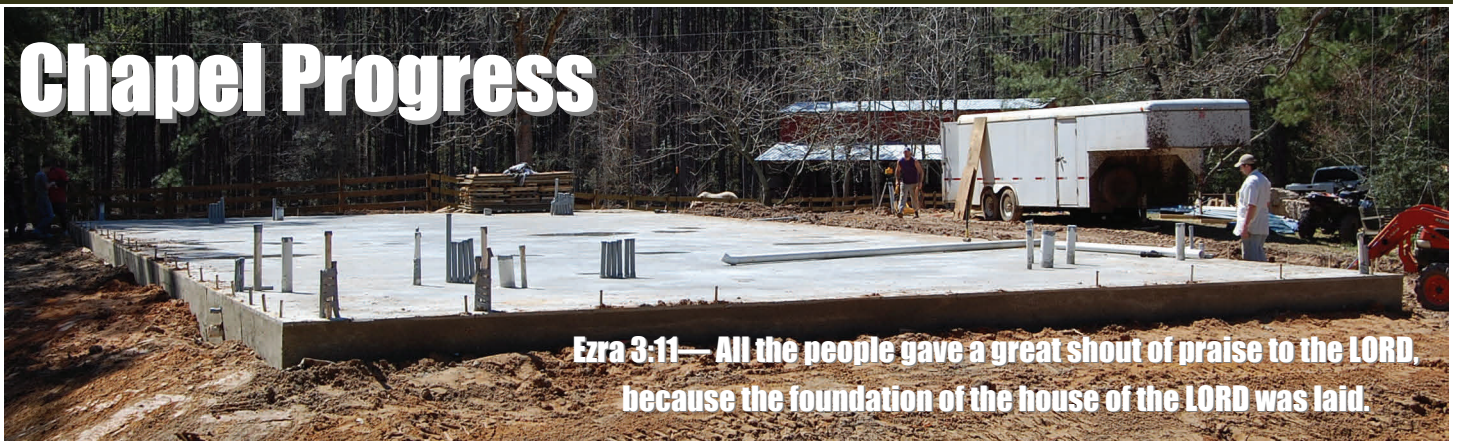


Finally! After years of praying and preparing we are able to begin construction of our new and desperately needed chapel. If you have ever visited camp during our summer season you know that 150 campers and staff is a very tight squeeze in our old 1,200 square foot chapel. Since last summer, we have signed with a local bank to loan us the construction money for our new 3,700 square foot log cabin chapel. This should enable us to sit up to 250 comfortably to make room for camp growth. We have been setting aside money for the past 2 years and have been able to save up \$70,000 towards the project. Our turnkey cost is supposed to rise up to almost \$300,000. So it's time to give God's people a chance to help build this worship facility for these young campers.


The camp was founded with a complete ministry focus to provide camp at a low cost so anyone would be able to attend, we continue in that vision today. That is why on faith projects like this chapel we must call on God's people to help complete the work. Please prayerfully consider partnering with us in these next few months to raise all the funds necessary to build this House of God. The chapel is the heart of the camp, the lessons taught and the worship raised up to God outweighs any programming we can provide at camp. We are proud that this Chapel is the first official construction project at Camp His Way in 15 years, and we are ready to see God reach more campers and change lives in the years to come.

Our main need is finances, so please consider helping the camp with donations, but if you are skilled at air conditioning, plumbing, electrical work, carpentry—feel free to volunteer, as the projects are ready to construct our contractors have agreed to let us help to keep costs low. You can keep up with the

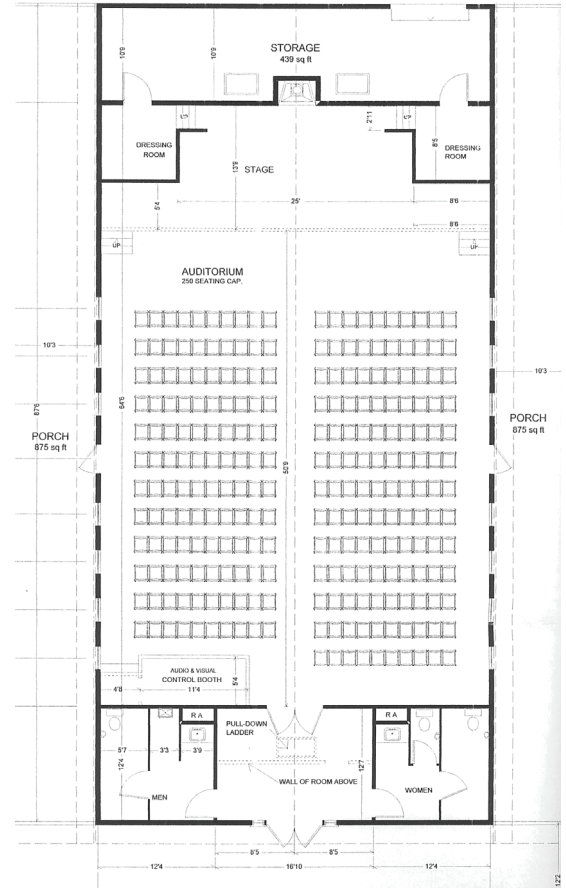
# Chapel Progress



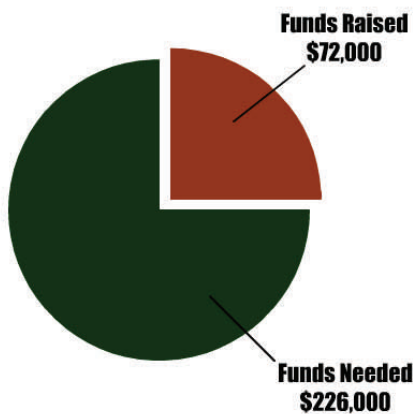
**Ezra 3:11— All the people gave a great shout of praise to the LORD, because the foundation of the house of the LORD was laid.**



Pre Stage: Several Loads of Dirt	\$4,500
First Stage: Slab	\$25,090
Second Stage Part A: Logs	\$44,438
Second Stage Part B: Roof	\$63,139
Third Stage: Doors, Windows & Stain	\$12,926
Fourth Stage: Framing & Wiring	\$13,980
Fifth Stage: Electrical Work	\$12,000
Sixth Stage: Insulation & Walls	\$21,020
Seventh Stage: Interior Log Coating	\$4,950
Eight Stage: Finishing	\$47,460
Ninth Stage: Aerobic System	\$15,000
Final Stage: Exterior Decks	\$13,665
Final Stage: Porch Roofs	\$22,802
<b>Total Funds Needed</b>	<b>\$300,970</b>



## New Chapel Project



## Chapel Stats

**Total Square Foot With Porches: 6,190**  
**Interior Square Foot: 3,696**  
**Building Type: Log Cabin**  
**Air Conditioning: 20 tons**

### We'll Come See You!

We want to come and visit your kids at church and give your children's workers a break. Call us to get a break some Sunday service. We would also love to update your congregation on the camp's ministries, just let us know!

Price by Material	Price	Qty Needed	Total
LOG CORNER PLATE	\$1	80	\$80
PER FT. TRIM	\$2	1000	\$1,500
12" SCREW	\$2	2600	\$3,900
ELECTRIC BOXES	\$4	100	\$400
TUBE GLUE CALK	\$5	324	\$1,458
2 X 4 8 ROOF STRIPING	\$5	690	\$3,450
RIDGE VENT PER FT.	\$5	184	\$920
5/8 RODS	\$6	320	\$1,920
ANCHOR BOLTS	\$6	70	\$490
WASH & STAIN PER LIN. FT.	\$13	260	\$3,380
2 X 6 10'	\$13	440	\$5,720
3/4" INSULATION 4' X 8'	\$16	90	\$1,440
2 X 6 12'	\$16	155	\$2,480
AND DECK PER FT.	\$18	300	\$5,400
2 X 6 16'	\$20	160	\$3,200
8'X20' WIRE MATS	\$24	30	\$720
SPRUCE DECKING PER. 16' BOARD	\$25	455	\$11,375
4 X 6 LUMBER	\$25	33	\$825
T&G DECKING PER 16'	\$25	260	\$6,500
METAL TRIM PER 10'	\$26	46	\$1,196
WINDOW	\$30	14	\$420
GABLE WINDOWS	\$30	4	\$160
3' DOORS	\$30	2	\$60
PIERS	\$30	48	\$1,440
POST	\$30	48	\$1,440
4 X 6 12'	\$30	92	\$2,760
INSULATION PER 100 SQ. FT.	\$34	56	\$1,904
RUNNING FEET OF STUDS	\$35	140	\$4,900
SHEETROCK	\$35	131	\$4,585
METAL TRIM PER 10'	\$35	44	\$1,540
METAL SCREWS PER 200	\$35	24	\$840
MAIN CHURCH BODY PER FT	\$35	42	\$1,470
METAL SCREWS PER 200	\$35	11	\$385
PLYWOOD	\$40	22	\$880
FRONT DOOR INSULATION	\$40	1	\$40
ASPEN LUMBER PER 100^2'	\$43	47	\$2,021
ROOF STAIN PER 100 SQ. FT.	\$45	110	\$4,950
10' PIER UNDER SLAB	\$50	60	\$3,000
INSIDE DOORS	\$50	9	\$450
16 LOG SIDING FOR GABLES	\$50	68	\$3,400
METAL SHEETS	\$50	62	\$3,100
Sewer System for 300 People	\$55	300	\$17,000
CAN LIGHTS	\$60	80	\$4,800
10' LOGS	\$75	520	\$39,000
FLOOR TRUSSES	\$100	20	\$2,000
INSULATION PER 100 SQ. FT.	\$100	32	\$3,200
SHEETS OF METAL	\$100	62	\$6,200
30' X 60" WINDOWS	\$120	7	\$840
3' X 6'8" OUTSIDE DOOR	\$120	2	\$240
RUNNING FEET	\$140	16	\$2,240
SIDE GLASS AT FRONT DOOR	\$150	2	\$300
BARGE RAFTER	\$150	4	\$600
LIGHT FIXTURES	\$160	22	\$3,520
30' X 60" WINDOWS	\$175	14	\$2,450
FRONT FIX GLASS IN GABLE	\$180	4	\$720
6" X 6' 8" FRONT DOOR	\$180	1	\$180
1 YARD OF CONCRETE	\$200	90	\$18,000
STORE ROOM	\$200	15	\$3,000
ROLE UP DOOR	\$216	1	\$216
POLLY	\$220	1	\$220
INSIDE DOORS	\$225	9	\$2,025
ROLES WIRE 12-2	\$300	5	\$1,500
1000' ROLES 12-2	\$300	6	\$1,800
250' 6-3 WIRE	\$300	4	\$1,200
ASPEN LUMBER PER 100 SQ. FT.	\$330	26	\$8,580
FRONT FIX GLASS IN GABLE	\$350	4	\$1,400
FLOOR COVERING PER 100 SQ. FT.	\$400	31	\$12,400
LAVATORIES	\$500	2	\$1,000
TOILET	\$500	4	\$2,000
6X12 BEAM	\$600	32	\$19,200
3' X 6'8" OUTSIDE DOOR	\$650	2	\$1,300
TERMITES PROTECTION	\$740	1	\$740
ROLE UP DOOR IN BACK	\$900	1	\$900
6" X 6' 8" FRONT DOOR	\$1,000	1	\$1,000
AIR CONDITION TONS	\$1,000	20	\$20,000
CROSS IN FRONT	\$1,000	1	\$1,000
STAGE	\$2,000	1	\$2,000
FIREPLACE	\$2,000	1	\$2,000
SOUND BOOTH	\$2,300	1	\$2,300
WOOD FLOOR FOR STAGE	\$3,300	1	\$3,300

# Camp His Way New Chapel Project

Pick a Material or  
Project to Support

PO Box 627  
Zavalla, TX 75980  
936-897-9974  
[www.camphisway.com](http://www.camphisway.com)

## Total Finances Needed

Pre Stage: Dirtwork	\$4,500
First Stage: Slab	\$25,090
Second Stage Part A: Logs	\$44,438
Second Stage Part B: Roof	\$63,139
Third Stage: Doors, Windows & Stain	\$12,926
Fourth Stage: Framing & Wiring	\$13,980
Fifth Stage: Electrical Work	\$12,000
Sixth Stage: Insulation & Interior Walls	\$21,020
Seventh Stage: Interior Log Coating	\$4,950
Eight Stage: Finishing	\$47,460
Ninths Stage: Aerobic System	\$15,000
Final Stage: Exterior Decks	\$13,665
Final Stage: Porch Roofs	\$22,802
<b>Total Needed for New Chapel</b>	<b>\$300,970</b>

Price by Project	Project Total
FRONT DOOR INSULATION	\$40
3' DOORS INSULATION	\$60
LOG CORNER PLATE	\$80
GABLE WINDOWS	\$160
6" X 6' 8" FRONT DOOR	\$180
ROLE UP DOOR	\$216
POLLY	\$220
3' X 6'8" OUTSIDE DOOR	\$240
SIDE GLASS AT FRONT DOOR	\$300
METAL SCREWS PER 200	\$385
ELECTRIC BOXES	\$400
WINDOW	\$420
INSIDE DOORS	\$450
ANCHOR BOLTS	\$490
BARGE RAFTER	\$600
8'X20' WIRE MATS	\$720
FRONT FIX GLASS IN GABLE	\$720
TERMITES PROTECTION	\$740
4 X 6 LUMBER	\$825
METAL SCREWS PER 200	\$840
30' X 60" WINDOWS	\$840
PLYWOOD	\$880
ROLE UP DOOR IN BACK	\$900
RIDGE VENT PER FT.	\$920
LAVATORIES	\$1,000
6" X 6' 8" FRONT DOOR	\$1,000
CROSS IN FRONT	\$1,000
METAL TRIM PER 10'	\$1,196
250' 6-3 WIRE	\$1,200
3' X 6'8" OUTSIDE DOOR	\$1,300
FRONT FIX GLASS IN GABLE	\$1,400
3/4" INSULATION 4' X 8'	\$1,440
PIERS	\$1,440
POST	\$1,440
TUBE GLUE CALK	\$1,458
MAIN CHURCH BODY PER FT	\$1,470
PER FT. TRIM	\$1,500
ROLES WIRE 12-2	\$1,500
METAL TRIM PER 10'	\$1,540
1000' ROLES 12-2	\$1,800
INSULATION PER 100 SQ. FT.	\$1,904
5/8 RODS	\$1,920
FLOOR TRUSSES	\$2,000
TOILET	\$2,000
STAGE	\$2,000
FIREPLACE	\$2,000
PER 100 SQ. FT.	\$2,021
INSIDE DOORS	\$2,025
RUNNING FEET	\$2,240
SOUND BOOTH	\$2,300
30' X 60" WINDOWS	\$2,450
2 X 6 12'	\$2,480
4 X 6 12'	\$2,760
10' PIER UNDER SLAB	\$3,000
STORE ROOM	\$3,000
METAL SHEETS	\$3,100
2 X 6 16'	\$3,200
INSULATION PER 100 SQ. FT.	\$3,200
WOOD FLOOR FOR STAGE	\$3,300
WASH & STAIN PER LIN. FT.	\$3,380
16 LOG SIDING FOR GABLES	\$3,400
2 X 4 8 ROOF STRIPING	\$3,450
LIGHT FIXTURES	\$3,520
12" SCREW	\$3,900
SHEETROCK	\$4,585
CAN LIGHTS	\$4,800
RUNNING FEET OF STUDS	\$4,900
ROOF STAIN PER 100 SQ. FT.	\$4,950
AND DECK PER FT.	\$5,400
2 X 6 10'	\$5,720
SHEETS OF METAL	\$6,200
T&G DECKING PER 16'	\$6,500
ASPEN LUMBER PER 100 SQ. FT.	\$8,580
SPRUCE DECKING PER. 16' BOARD	\$11,375
FLOOR COVERING PER 100 SQ. FT.	\$12,400
Sewer System for 300 People	\$17,000
1 YARD OF CONCRETE	\$18,000
6X12 BEAM	\$19,200
AIR CONDITION TONS	\$20,000
10' LOGS	\$39,000

<b>FIRST STAGE - SLAB</b>			
<b>Material Description</b>	<b>Amount Needed</b>	<b>Cost Each</b>	<b>Total Cost</b>
5/8 RODS	320	\$6	\$1,920
8'X20' WIRE MATS	30	\$24	\$720
10' PIER UNDER SLAB	60	\$50	\$3,000
1 YARD OF CONCRETE	90	\$200	\$18,000
ANCHOR BOLTS	70	\$6	\$490
TERMITES PROTECTION	1	\$740	\$740
POLLY	1	\$220	\$220
<b>First Stage Total</b>			<b>\$25,090</b>

<b>SECOND STAGE - LOGS</b>			
<b>Material Description</b>	<b>Amount Needed</b>	<b>Cost Each</b>	<b>Total Cost</b>
10' LOGS	520	\$75	\$39,000
12" SCREW	2600	\$2	\$3,900
TUBE GLUE CALK	324	\$5	\$1,458
LOG CORNER PLATE	80	\$1	\$80
<b>Log Total</b>			<b>\$44,438</b>

<b>ROOF SYSTEM</b>			
6X12 BEAM	32	\$600	\$19,200
TRUSSES OVER STAGE AND STORE ROOM	15	\$200	\$3,000
2 X 4 8 ROOF STRIPING	690	\$5	\$3,450
2 X 8 T&G SPRUCE DECKING PER. 16' BOARD	455	\$25	\$11,375
¾" INSULATION 4' X 8'	90	\$16	\$1,440
DOUBLE BUBBLE INSULATION PER 100 SQ. FT.	56	\$34	\$1,904
SHEETS OF METAL	62	\$100	\$6,200
METAL TRIM PER 10'	44	\$35	\$1,540
METAL SCREWS PER 200	24	\$35	\$840
BARGE RAFTER	4	\$150	\$600
RIDGE VENT PER FT.	184	\$5	\$920
16 LOG SIDING FOR GABLES	68	\$50	\$3,400
STUDS BETWEEN FOYER & MAIN CHURCH BODY PER FT	42	\$35	\$1,470
ELECTRIC WIRE IN ROOF			
1000' ROLES 12-2	6	\$300	\$1,800
250' 6-3 WIRE	4	\$300	\$1,200
CAN LIGHTS	80	\$60	\$4,800
<b>Roof System Total</b>			<b>\$63,139</b>
<b>Second Stage Total</b>			<b>\$107,577</b>

<b>THIRD STAGE - Doors, Windows, &amp; Stain</b>			
<b>Material Description</b>	<b>Amount Needed</b>	<b>Cost Each</b>	<b>Total Cost</b>
WASH & STAIN PER LIN. FT.	260	\$13	\$3,380
30' X 60" WINDOWS	14	\$175	\$2,450
FRONT FIX GLASS IN GABLE	4	\$350	\$1,400
3' X 6'8" OUTSIDE DOOR	2	\$650	\$1,300
6" X 6' 8" FRONT DOOR	1	\$1,000	\$1,000
SIDE GLASS AT FRONT DOOR	2	\$150	\$300
ROLE UP DOOR IN BACK	1	\$900	\$900
LOG TRIM FOR 30' X 60" WINDOWS	7	\$120	\$840
LOG TRIM FOR FRONT FIX GLASS IN GABLE	4	\$180	\$720
LOG TRIM FOR 3' X 6'8" OUTSIDE DOOR	2	\$120	\$240
LOG TRIM FOR 6" X 6' 8" FRONT DOOR	1	\$180	\$180
LOG TRIM FOR ROLE UP DOOR	1	\$216	\$216
<b>Third Stage Total</b>			<b>\$12,926</b>

<b>FOURTH STAGE - Framing &amp; Wiring</b>			
<b>Material Description</b>	<b>Amount Needed</b>	<b>Cost Each</b>	<b>Total Cost</b>
REST OF STUDS WALLS RUNNING FEET	140	\$35	\$4,900
SECOND FLOOR AND CEILING FOR FOYER AND BATHROOMS FLOOR TRUSSES	20	\$100	\$2,000
PLYWOOD	22	\$40	\$880
ELECTRIC WIRE AND BOXES ELECTRIC BOXES	100	\$4	\$400
ROLES WIRE 12-2	5	\$300	\$1,500
STAGE	1	\$2,000	\$2,000
SOUND BOOTH	1	\$2,300	\$2,300
<b>Fourth State Total</b>			<b>\$13,980</b>

<b>FIFTH STAGE - Electrical Work</b>			
<b>Material Description</b>	<b>Amount Needed</b>	<b>Cost Each</b>	<b>Total Cost</b>
PLUGS, SWITCHES	300	\$40	\$12,000

<b>SIXTH STAGE - Insulation &amp; Interior Walls</b>			
<b>Material Description</b>	<b>Amount Needed</b>	<b>Cost Each</b>	<b>Total Cost</b>
INSULATION PER 100 SQ. FT.	32	\$100	\$3,200
<b>LUMBER &amp; SHEETROCK &amp; TRIM</b>			
ASPEN LUMBER PER 100 SQ FT.	26	\$330	\$8,580
SHEETROCK	131	\$35	\$4,585
INSIDE TRIM			
WINDOW	14	\$30	\$420
GABLE WINDOWS	4	\$30	\$160
3' DOORS	2	\$30	\$60
FRONT DOOR	1	\$40	\$40
INSIDE DOORS	9	\$50	\$450
PER FT. TRIM	1000	\$2	\$1,500
INSIDE DOORS	9	\$225	\$2,025
<b>Sixth Stage Total</b>			<b>\$21,020</b>

<b>SEVENTH STAGE - Interior Log Coating</b>			
<b>Material Description</b>	<b>Amount Needed</b>	<b>Cost Each</b>	<b>Total Cost</b>
INSIDE COATING PER 100 SQ. FT.	110	\$45	\$4,950

<b>FINAL STAGE - Finishing</b>			
<b>Material Description</b>	<b>Amount Needed</b>	<b>Cost Each</b>	<b>Total Cost</b>
LIGHT FIXTURES	22	\$160	\$3,520
BATHROOM CABINETS RUNNING FEET	16	\$140	\$2,240
AIR CONDITION TONS	20	\$1,000	\$20,000
FIREPLACE	1	\$2,000	\$2,000
LAVATORIES	2	\$500	\$1,000
TOILET	4	\$500	\$2,000
CROSS IN FRONT	1	\$1,000	\$1,000
FLOOR COVERING PER 100 SQ. FT.	31	\$400	\$12,400
WOOD FLOOR FOR STAGE	1	\$3,300	\$3,300
<b>FINAL STAGE - Finishing Total</b>			<b>\$47,460</b>

<b>EXTERIOR DECK</b>			
<b>Material Description</b>	<b>Amount Needed</b>	<b>Cost Each</b>	<b>Total Cost</b>
<b>DECK FOR PORCH ON SIDE &amp; FRONT</b>			
PIERS	48	\$30	\$1,440
4 X 6	33	\$25	\$825
2 X 6 16'	160	\$20	\$3,200
2 X 6 12'	155	\$16	\$2,480
2 X 6 10'	440	\$13	\$5,720
<b>DECK TOTAL (NO ROOF)</b>			<b>\$13,665</b>
<b>PORCH ROOF</b>			
POST	48	\$30	\$1,440
4 X 6 12'	92	\$30	\$2,760
2 X 8 T&G DECKING PER 16'	260	\$25	\$6,500
METAL SHEETS	62	\$50	\$3,100
METAL TRIM PER 10'	46	\$26	\$1,196
METAL SCREWS PER 200	11	\$35	\$385
STAIN PORCH ROOF & DECK PER 100 SQ. FT.	47	\$43	\$2,021
SQUARE RAIL'S ON PORCH AND DECK PER FT.	300	\$18	\$5,400
<b>PORCH ROOF TOTAL</b>			<b>\$22,802</b>
<b>EXTERIOR DECK TOTAL</b>			<b>\$36,467</b>